

Perf Lounge Chair

neighbor



Description

Perforated steel panels and powder-coated curves take on new life in the Perf Lounge Chair. With its wide, low stance and bold color options, it brings sculptural ease to the outdoors—no cushions, no pooling, just clean-lined comfort built to stand out and weather it all.

Materials & Specifications

- 304 stainless steel frame
- Perforated stainless steel seat and back panels
- UV and weather-resistant powder coating*
- Stainless steel hardware
- Durable glides
- California Residents see [Prop 65 Warning](#)

* Please note: even the toughest finishes have limits. In coastal or high-traffic urban areas, some wear like scuffs, chips, or patina may naturally occur.

Dimensions


Weight: 26 lbs
Back Height: 27.75"
Seat Height: 14.75"
Seat Depth: 30.75"
Seat Width: 27"

Other


[Care and maintenance information](#)
[Limited warranty](#)

Finishes


Customization available upon request




Aloe
PERF-F-LC-ALOE-1




Charcoal
PERF-F-LC-CHARCOAL-1



Rust
PERF-F-LC-RUST-1



Butter
PERF-F-LC-BUTTER-1



Marine
PERF-F-LC-MARINE-1

